



# GST BOOT CAMP



**COMMERCIAL TAXES  
DEPARTMENT  
GOVERNMENT OF KARNATAKA**



**CENTRAL TAX  
BENGALURU ZONE  
&  
DGTS CBIC, Bengaluru  
GOVERNMENT OF INDIA**

## *e-INVOICE System*

*Taxpayers whose aggregate turnover during the financial year 2019-20 exceeds Rupees five hundred crore (Rs. 500 crore) are required to upload the Invoice details on the Government Invoice Registration Portal (IRP) w.e.f. 01<sup>st</sup> October 2020*

*Join us for live demo to know how to*

- ❖ Register the Invoice
- ❖ Generate IRN for the supplies
- ❖ Upload in e-Invoice Portal:  
( <https://einvoice1.gst.gov.in/>)

*Reference Material On GST Boot Camp Conducted on  
4<sup>th</sup> September 2020  
11.00 AM to 1.00 PM*

**e-Invoice Portal:**  
<https://einvoice1.gst.gov.in/>

# **E-INVOICE SYSTEM - HIGHLIGHTS**

**National Informatics Centre**

# About National Informatics Centre

- National Informatics Centre (NIC) is government organisation under Ministry of Electronics and IT, GoI
- NIC's focus is on Citizen Centric Services
- NIC is providing the state-of-art technology solution to the e-governance projects of state and centre governments
- NIC is has NICNET, Wide Area Network covering the PAN India
- NIC projects for tax departments
  - Customs
  - VAT, PT, Sales Tax, etc.
  - E-way Bill Project under GST
  - Now, E-Invoicing System

# E-Way Bill Project

- E-Way Bill is for movement of goods, having value more than Rs. 50,000, from one place to another
- E-way Bill Project under GST started for PAN India from April 2018
- Daily, on Average 22 Lakh E-Way Bills are generated on the portal
- More than 12 lakh tax payers are using every month on this portal to generate e-Way Bill
- As of now, more than 130 Crores E-Way Bills are generated in last 28 months
- E-Way Bill is linked with E-Invoicing System

# What & Why of E Invoice

- It is the process of registration of generated invoice on a Government notified portal
- Unique Invoice Reference Number (IRN) obtained as a result of registration
- Signed Invoice, signed by the Invoice Registration (IRP) Portal
- Verifiable Authenticity and Integrity of content
- Standardized, Interoperable and Digitized Invoices
- Integrated E Invoice and E Way Bill operations
- Incremental filing of GSTR1
- Part of existing business processes

# Eligibility

- The business entities having > 500 Cr. turn over in a financial year have to register the Invoices from 1<sup>st</sup> October 2020
- Turnover considered for the PAN – Aggregate of all GSTINs based on same PAN
- Exemptions
  - SEZ Units, and others as per notifications
- Invoices of all B2B and Exports transactions to be registered

# E-Invoice Related Points

## IRN Generators

- SUPPLIER / SELLER
- E-COM. OPERATOR

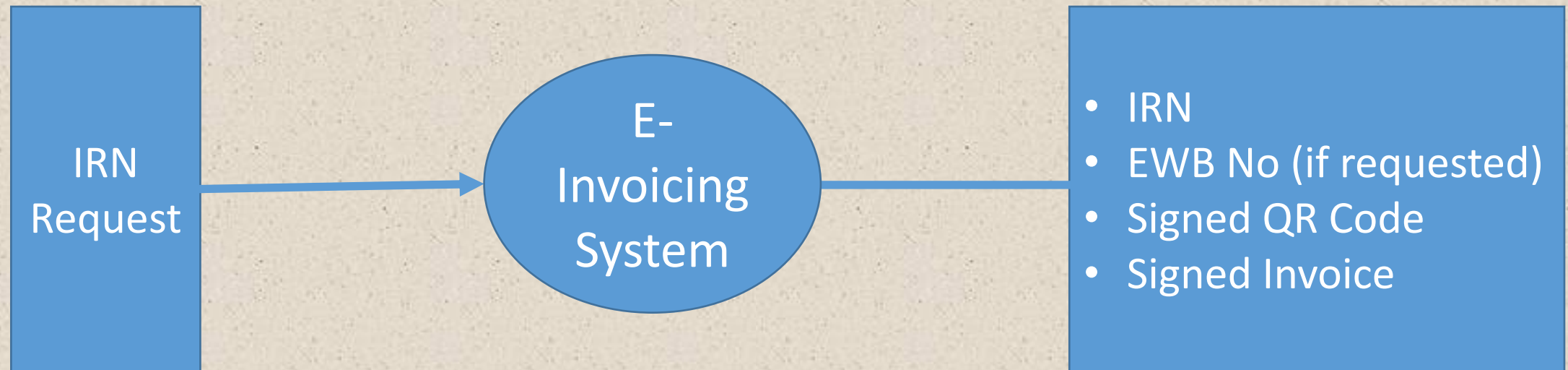
## Types of Documents

- INVOICE
- CREDIT NOTE
- DEBIT NOTE

## Types of Transactions

- B2B including B2G
- Export all types

# IRN Request and Response

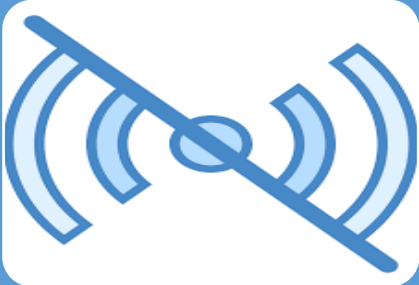


# QR Code

- GSTIN of supplier
- GSTIN of Recipient
- Invoice number as given by Supplier
- Date of generation of invoice
- Invoice value (taxable value and gross tax)
- Number of line items.
- HSN Code of main item (the line item having highest taxable value)
- Unique Invoice Reference Number (hash)


Mandatory to print QR code on Invoice

# Modes of e-invoice generation



## Offline Facility - Bulk Upload Tool

In this, tax payer prepare and upload the file containing the multiple IRN requests and e-invoicing system will process each one of them and return the IRN for all as applicable



## Direct API integration

This is direct method of tax payer system requesting for IRN and e-invoicing system will return the IRN



## API Integration through GSP

In this case, the tax payer system will route the request for IRN through GSP and e-invoicing system will return IRN

# Validations for IRN

API Sandbox portal lists out all types of validation to be carried out before sending the IRN request

B2C transactions are not accepted by the e-invoicing system. The access to tax payer will be blocked, if continuous requests with B2C transactions are fired.

# Cancellation of IRN



IRN generated on the portal can be cancelled within 24 hours



IRN cannot be cancelled, if valid E-Way Bill exists for that IRN




Once e-Invoice (IRN) is cancelled, then one more IRN cannot be generated on same Invoice Number

# E Invoice & E Way Bill

- On production environment, E Invoice System and E Way Bill System are seamlessly integrated
- The Credentials of E Way Bill System work on E Invoice System
- E Way Bill can be generated as part of generation of IRN itself or by using the IRN as reference or by calling E Way Bill APIs separately
- Only Part A or the E Way Bill can be generated
- Further operations on E Way Bills can be performed on the E Way Bill System
- On sandbox, both are different systems, however cancellation of EWB is integrated with E Invoice to enable cancellation of E Invoice

# General Points



APIs for testing are made available on sandbox on **05.08.2020**



APIs will be available on Production by **15.08.2020**

- On Production, the same API credentials can be used for both E-Invoice and E-Way Bill



LIVE - IRN generation to start from **01.10.2020**

# API DEVELOPER PORTAL & ONLINE SANDBOX TEST CLIENT

<https://einv-apisandbox.nic.in>

# Introduction to E Invoice Developer Portal

- All information required for ERP and Financial Accounting Software developers to integrate e-Invoicing System through API
- Registration for testing the APIs on Sandbox environment
- General Information like Introduction, Overview, Benefits, Onboarding procedure, best practices, FAQs etc.
- Announcements on latest developments etc.
- API Documentation including specifications, Sample payloads, JSON schemas, Validation details etc.
- Master lists, Sample Codes etc.
- Online API Testing Tool

*Notes" for details. Please click on "Login" for Registration*

### Announcements

10 August 2020

- Updated Test Summary report format is available in "On-Boarding" page.

05 August 2020

- Current Version (v1.03)

[more](#)

### Resources

- IRN
- Mapping of Notified schema with API (IRN) schema
- Mapping of E way bill schema with API (IRN) schema
- Master lists
- Error List
- General Master
- Sample Code in Java
- Sample Code in C#.net



API Specifications		
Authentication	Generate IRN	Cancel IRN
<b>Current Version (v1.03)</b> <ul style="list-style-type: none"> <li>Overview</li> <li>Payloads</li> <li>Sample JSONs</li> <li>FAQs</li> </ul>	<b>Current Version (v1.03)</b> <ul style="list-style-type: none"> <li>Overview</li> <li>Payloads</li> <li>Sample JSONs</li> <li>JSON Schema</li> <li>Validations</li> <li>FAQs</li> </ul>	<b>Current Version (v1.03)</b> <ul style="list-style-type: none"> <li>Overview</li> <li>Payloads</li> <li>Sample JSONs</li> <li>JSON Schema</li> <li>Validations</li> <li>FAQs</li> </ul>
Get E-Invoice Details	Generate e-Waybill by IRN	Get GSTIN Details
<b>Current Version (v1.03)</b> <ul style="list-style-type: none"> <li>Overview</li> <li>Payloads</li> <li>Sample JSONs</li> <li>Validations</li> </ul>	<b>Current Version (v1.03)</b> <ul style="list-style-type: none"> <li>Overview</li> <li>Payloads</li> <li>Sample JSONs</li> <li>JSON Schema</li> <li>Validations</li> </ul>	<b>Current Version (v1.03)</b> <ul style="list-style-type: none"> <li>Overview</li> <li>Payloads</li> <li>Sample JSONs</li> <li>FAQs</li> </ul>
E-way Bill Cancel		
<b>Current Version (v1.03)</b> <ul style="list-style-type: none"> <li>Overview</li> <li>Payloads</li> <li>Sample JSONs</li> <li>JSON Schema</li> <li>Validations</li> <li>FAQs</li> </ul>		

# Who can Register

- Eligible tax payers (> 500Cr TO),
  - Same PAN, Same Client Id & Secret, individual user id and password per GSTIN
- GSPs
  - Can test with GSTIN like ids
  - Can Add eligible tax payers as new accounts and share credentials
- ERPs identified by GSTN
  - Facilitate e Invoice operations like GSPs
- E Commerce Operators
  - Will register invoices on behalf of eligible tax payers

# API Test Tool: Generate IRN

- Clicking “Sample Json” loads the sample JSON in “Payload – Plain text” text area.
- Required changes in the JSON to satisfy validations to be made.
- Clicking on “Encrypt Payload” will encrypt the payload using available SEK and populate the payload in “Payload – Encrypted” text area.
- Clicking on “Generate IRN” will post the request payload to the respective endpoint, populates the response in “Response – Encrypted” text area, the encrypted response is decrypted using the SEK and populated in “Response – Plain text” text area

The screenshot shows the API Test Tool interface for generating an IRN. The interface includes the following components:

- User Name:** \* [Input field]
- Auth Token:** \* [Input field with value: uGTkXFZGz2zemiRjr1atOfkKlN]
- Sek:** \* [Input field with value: iIPt95mckSvRO6kB/rtNRTWV6t6jjVF1]
- Payload - Plain text:** [Text area containing a sample JSON payload]
  - Arrow (2) Modify as required points to this area.
- Payload - Encrypted:** [Text area containing an encrypted payload]
- Response - Encrypted:** [Text area containing an encrypted response]
- Response - Plain Text:** [Text area containing a plain text response]
- Buttons:**
  - [Sample Json](#) (Arrow (1) Click to get Sample JSON points to this button)
  - [Encrypt Payload](#) (Arrow (3) Click to get Encrypted payload points to this button)
  - [Generate IRN](#) (Arrow (4) Call the API points to this button)

# PORTAL DEMO...

<https://einvoice1.gst.gov.in>

# Main Features

**GOODS AND SERVICES TAX e - Invoice System**

सत्यमेव जयते

**Home** **Laws** **Help** **Search** **Downloads** **Contact Us** **Registration** **Login**

**Help**

- User Manual
- CBT
- FAQs
- Advertisement
- Tools

**Search**

- Tax Payers
- Pincode
- Products & Services
- Verify Signed Invoice
- e-Invoice Status of Taxpayer
- GST Suvidha Providers
- Master Codes

**Downloads**

**Contact Us**

**Registration**

**Login**

**Welcome to e-Invoice System. Taxpayers with turnover of 500Cr**

**LATEST UPDATES**

- 04 AUG** • Release of e-Invoice Portal as per latest schema notification.
- 04 AUG** • Release of e-Invoice APIs in Sandbox environment as per latest schema notification. View document on e-Invoice Sandbox environment
- 15 AUG** • Release of Bulk e-Invoice Facility in Portal as per latest schema notification.

**Click here to view document on e-Invoice.**

**Existing users of e-Way Bill system (Web and API) can use the same credentials to login to e-Invoice Portal and e-Invoice API.**

**New users for e-Invoice Portal can register through the Registration link in the portal.**

**Click on "Search" ---> "e-Invoice Status of Tax payer" to know the status of e-Invoice enablement.**

**Click here for Brief note on e-Invoice**

**Click here for Brief note on API Sandbox tool**

**Freely asked questions to help user**

**Bulk Generation Tools**

**Up to date Information**

**Purchase Order**






**e-Invoice**

**e-way bill**

<https://einvoice1.gst.gov.in/test#demo>

# Computer Based Tutorials & FAQs

## Computer Based Tutorials

Computer Based Training	
Topic	Video
Introduction to e-Invoice System	
IRN Generation using Bulk Tools	
Process for API Registration	
E-Invoice API Sandbox Portal: Introduction to Portal, API Documentation, Registration for API Testing	
E-Invoice Online API testing Tool and Developer resources	

## FAQs

E-Invoicing System	E-INVOICING SYSTEM
Registration	What is e-invoicing?
Login	<a href="#">What is the purpose of E-invoice system?</a>
Generation of IRN	When will the e-invoice system be implemented?
Signed QR	Who is Responsible for generating e-invoice?
Cancellation of IRN	What types of documents are to be reported to GST System?
User Management	What is the common portal for generation of e-invoice?
Other modes of generation of IRN	Will businesses now be required to generate e-invoices on the GST portal or the e-invoice portal?
Miscellaneous	How do I know the status of enablement of my GSTIN for generation of IRN?

# E-Invoice Status

## Status of E-Invoice enablement of Taxpayer

GSTIN: \* :

37[REDACTED]KL

BHAPL 

RHD66

Go

Exit

### GSTIN Details

GSTIN	Trade Name	Status
37[REDACTED]KL	[REDACTED]	E-Invoice is ENABLED for this Taxpayer

# Bulk generation Tools


## Attributes

[E-Invoice Attributes, JSON Schema & Sample JSON File](#) 

## JSON Preparation Tools (Version-1.01)


[E-Invoice JSON Preparation - Format A \[For B2B, SEZ, Exports and Deemed Exports of e-Invoice details in one sheet\]](#) 

[E-Invoice JSON Preparation - Format B \[For B2B, SEZ, Exports and Deemed Exports of e-invoice details in two sheets\]](#) 

[E-Invoice JSON Preparation - Format C \[For B2B, SEZ, Exports , Deemed Exports alongwith Payment and Reference details of e-invoice in multiple sheets\]](#) 

[E-Invoice JSON Preparation - Format D \[For B2B, SEZ, Exports , Deemed Exports alongwith Payment and Reference details of e-invoice in one sheet\]](#) 

## Video

 0:00 / 9:54

# Bulk Generation Tool

## Simple Bulk e-Invoice Generation Tool (Ver 1.1) -Format A

Welcome to the Simple Bulk e-Invoice generation tool - Form A. There are 4 types of Formats for preparation of e-invoice requests. Formats have been made as per the requirements of different classes of tax payers and transactions. To know about other formats worksheet.

Using the Format-A tool, one can prepare the JSON file to upload the large number of e-Invoices in one go to the NIC - Invoice Registration Portal. This is a simple tool which can be used by taxpayers who have invoices dealing with B2B, SEZ, Export or Deemed Export category. **This tool generates a JSON file for transactions with mandatory fields using one worksheet.** That is, the invoice details along with item details have columns in one worksheet for these kind of transactions.

This tool enables the tax payers to prepare the bulk requests in two methods.

- Cut and paste the e-Invoice requests as per the excel sheet format, from his automated system.
- Enter all the requests one-by-one in the format and keep it ready.

After entering the requests for e-Invoice in the sheet, one can get it validated for the correctness of the data format and some of the 'Validate' Button. After successfully validating the data, he/she can click the 'Prepare JSON' button to generate the JSON file. After he/she has to login to the E-Invoice portal and upload the file for processing. After processing, the system provides the table with messages, if any. Now, he can cut and paste these details and use as per his requirements. You can go to the Sample e-Invoice sheet to prepare the e-invoice requests.

One can also go to the 'FAQ' sheet to get the clarifications.

One can see the FORMATS A,B,C,D worksheet to understand the four types of format that can be used for JSON preparation.

Format A is a simple format of the tool where all the Invoice details can be entered in one sheet.



## E-Invoice JSON ATTRIBUTES - Version (1.01)

Available in Bulk Tool		Item Description	JSON Element	Data Type and Width	Data Format
Header Details : This section has Tax Scheme, Version, Invoice Reference No.					
Format A, B, C, D	1	Version	Version	String(6)	
Transaction Details : This section has Transaction details					
Format A, B, C, D	2	Tax Scheme	TranDtIs.TaxSch	String(10)	
	3	Transaction Category	TranDtIs.SupTyp	String(10)	B2B ,SEZWP , SEZWOP, EXP WP , EXPWOP , DEXP
	4	Whether Reverse Charge	TranDtIs.RegRev	String (1)	Y-Yes / N -No
	5	GSTIN of E-Commerce operator	TranDtIs.EcmGstin	String(15)	
	6	IGST on Intra	TranDtIs.IgstOnIntra	String(1)	Y-Yes / N -No

## Seller GSTIN Details

Seller GSTIN and Address details entered here are considered in the generation of JSON File.

Note: Schema Validation is done , Other Validations will be implemented gradually

Seller GSTIN : *	37BZNPIM9430M1KL	Legal Name : *	SRI LAKSHMI INDUSTRIAL PVT	Trade Name : *	SRI LAKSHMI INDUSTRIAL PVT
Seller Address 1 : *	#124 NETHAJI STREET	Seller Address 2 :	GANDHI NAGAR	Seller Location : *	KURNOOL
State : *	ANDHRA PRADESH	Pin Code : *	518001	Phone Number :	9030457736
Email Id :	lakshmi@gmail.com				

## Profile Details

Note: The Profile details will help in customizing the tool by either showing or not showing the columns in the invoice details, thereby , gathering the concise information for generating JSON file.


- |                                   |     |  |
|-----------------------------------|-----|--|
| 1. Do you have Reverse Charges?   | Yes | If 'Yes' additional column is shown and you can select Reverse charge  |
|                                   |     | If 'No' is selected then all transactions are considered as Regular  |
| 2. Do you have e-commerce GSTIN ? | Yes | If 'Yes' is selected , extra columns for indicating e-Commerce GSTIN is displayed , else it is not displayed |

## E-Invoice VALIDATIONS

### Validations in e-Invoicing System

1. E-Invoice request JSON data has to be validated as per the e-Invoice JSON Schema given in the notification.
2. Version of the Schema is mandatory and should be latest as per the latest notification.
3. IRN should not be passed as part of the request; it is generated by the e-Invoice system and sent as response.
4. The following fields should have one of the values given in the master codes.
  - o Supply Type of Transaction
  - o Document Type
5. The category of transaction of 'Business to Consumer (B2C)' invoices will not be considered and hence the API interface should not request for IRN for these transactions.
6. Document number should not be starting with 0, / and -. Also, alphabets in document number should not have alphabets in lower cases. If so, then request is rejected.

A	B	C	D	E	F	G	H	I	J	K	L	M	N	O	P	Q	R	AG	AH	AI	AJ	AK	AL
E-Invoice System																		Validate		Prepare JSON			
				Document Details			Buyer Details																
Supply Type Code *	Reverse Charge	e-Comm GSTIN	Igst On Intra	Document Type *	Document Number *	Document Date (DD/MM/YYYY) *	Buyer GSTIN *	Buyer Legal Name *	Buyer Trade Name	Buyer POS *	Buyer Addr1 *	Buyer Addr2	Buyer Location *	Buyer Pin Code	Buyer State *	Buyer Phone Number	Buyer Email Id	SLNo. *	Product Description	Is_Service *	HSN code *	Bar code	Quantity
B2B	No		No	Tax Invoice	GRTY-4400113	08/2020	03BZNP	VARSHA	VARSHA	PUNJAB	NO 123	AMEERPE	PUNJAB	140118	PUNJAB	9066517875	varsha123	1	ARTICLES FO No		39231010		150
B2B	No		No	Tax Invoice	GRTY-4400213	08/2020	03BZNP	VARSHA	VARSHA	PUNJAB	NO 123	AMEERPE	PUNJAB	140118	PUNJAB	9066517875	varsha123	1	ARTICLES FO No		39231010		150
B2B	No		No	Tax Invoice	GRTY-4400313	08/2020	03BZNP	VARSHA	VARSHA	PUNJAB	NO 123	AMEERPE	PUNJAB	140118	PUNJAB	9066517875	varsha123	1	ARTICLES FO No		39231010		150
B2B	No		No	Tax Invoice	GRTY-4400413	08/2020	03BZNP	VARSHA	VARSHA	PUNJAB	NO 123	AMEERPE	PUNJAB	140118	PUNJAB	9066517875	varsha123	1	ARTICLES FO No		39231010		150
B2B	No		No	Tax Invoice	GRTY-4400513	08/2020	03BZNP	VARSHA	VARSHA	PUNJAB	NO 123	AMEERPE	PUNJAB	140118	PUNJAB	9066517875	varsha123	1	ARTICLES FO No		39231010		150
B2B	No		No	Tax Invoice	GRTY-4400613	08/2020	03BZNP	VARSHA	VARSHA	PUNJAB	NO 123	AMEERPE	PUNJAB	140118	PUNJAB	9066517875	varsha123	1	ARTICLES FO No		39231010		150
B2B	No		No	Tax Invoice	GRTY-4400713	08/2020	03BZNP	VARSHA	VARSHA	PUNJAB	NO 123	AMEERPE	PUNJAB	140118	PUNJAB	9066517875	varsha123	1	ARTICLES FO No		39231010		150
B2B	No		No	Tax Invoice	GRTY-4400813	08/2020	03BZNP	VARSHA	VARSHA	PUNJAB	NO 123	AMEERPE	PUNJAB	140118	PUNJAB	9066517875	varsha123	1	ARTICLES FO No		39231010		150
B2B	No		No	Tax Invoice	GRTY-4400913	08/2020	03BZNP	VARSHA	VARSHA	PUNJAB	NO 123	AMEERPE	PUNJAB	140118	PUNJAB	9066517875	varsha123	1	ARTICLES FO No		39231010		150
B2B	No		No	Tax Invoice	GRTY-4401013	08/2020	03BZNP	VARSHA	VARSHA	PUNJAB	NO 123	AMEERPE	PUNJAB	140118	PUNJAB	9066517875	varsha123	1	ARTICLES FO No		39231010		150
B2B	No		No	Tax Invoice	GRTY-4401113	08/2020	03BZNP	VARSHA	VARSHA	PUNJAB	NO 123	AMEERPE	PUNJAB	140118	PUNJAB	9066517875	varsha123	1	ARTICLES FO No		39231010		150



Generate JSON File

```
[
{
  "Version": "1.1",
  "TranDtls": {
    "TaxSch": "GST",
    "SupTyp": "B2B",
    "IgstOnIntra": "N",
    "RegRev": "N",
    "EcmGstin": null
  },
  "DocDtls": {
    "Typ": "INV",
    "No": "GRTY-44001",
    "Dt": "13/08/2020"
  },
  "SellerDtls": {
    "Gstin": "03BZNP1234567890M1KL",
    "LglNm": "SRI LAKSHMI INDUSTRIAL PVT LTD",
    "TrdNm": "SRI LAKSHMI INDUSTRIAL PVT LTD",
    "Addr1": "#124 NETHAJI STREET",
    "Addr2": "GANDHI NAGAR",
    "Loc": "KURNOOL",
    "Pin": "518001",
    "Stcd": "37",
    "Ph": "9030457736",
    "Em": "lakshmi@gmail.com"
  },
  "BuyerDtls": {
    "Gstin": "03BZNP1234567890M1KL",
    "LglNm": "VARSHA",
    "TrdNm": "VARSHA",
    "Pos": "03",
    "Addr1": "NO 123",
    "Addr2": "AMEERPET",
    "Loc": "PUNJAB",
    "Pin": "140118",
    "Stcd": "03",
    "Ph": "9066517875",
    "Em": "varsha123@gmail.com"
  }
}
```

# Registration and Login



**GOODS AND SERVICES TAX**  
**e - Invoice System**

Home

Laws

Help

Search

Downloads

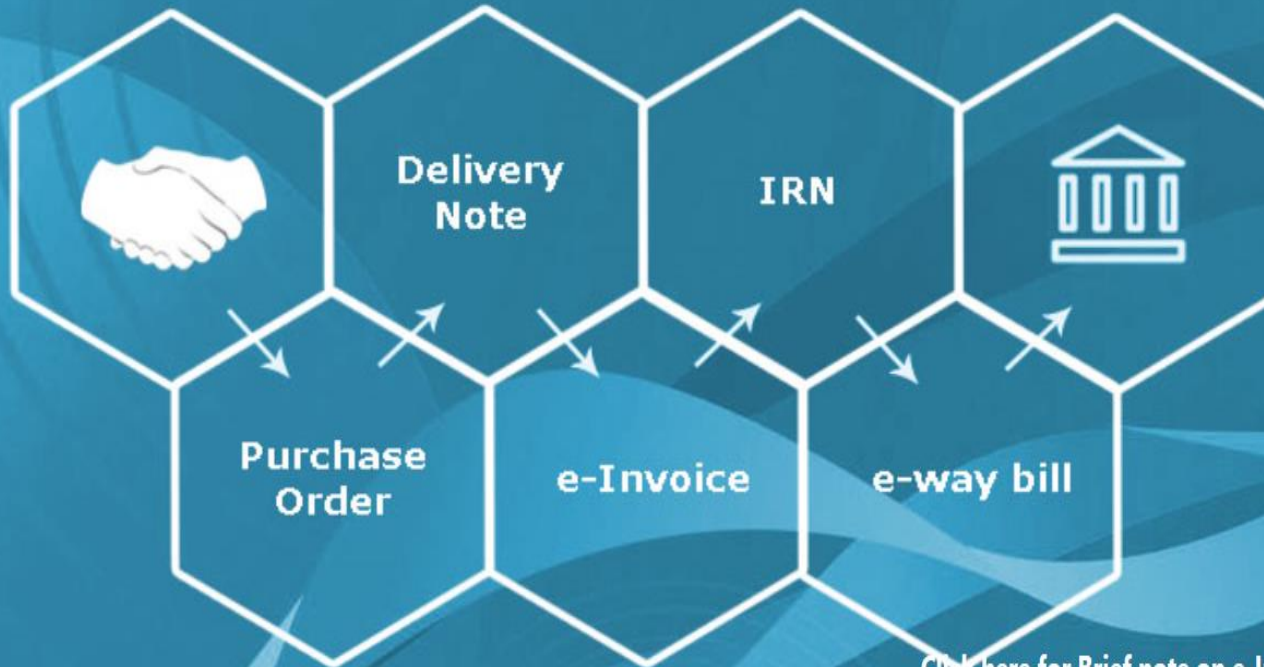
Contact Us

Registration

Login

New user can register here

**Invoice System.** Taxpayers with turnover of 500Cr and above for the financial year 2019-20 are enabled for e-invoicing System.



[Click here for Brief note on e-Invoice](#)

[Click here for Brief note on API Sandbox tool](#)

## LATEST UPDATES

- 04 AUG** • Release of e-Invoice Portal as per latest schema notification.
- 04 AUG** • Release of e-Invoice APIs in Sandbox environment as per latest schema notification. [View document on e-Invoice Sandbox environment.](#)
- 15 AUG** • Release of Bulk e-Invoice Facility in Portal as per latest schema notification.
- [Click here to view document on e-Invoice.](#)
- Existing users of e-Way Bill system (Web and API) can use the same credentials to login to e-Invoice Portal and e-Invoice API.
- New users for e-Invoice Portal can register through the Registration link in the portal.
- Click on "Search" ---> "e-Invoice Status of Tax payer" to know the status of e-Invoice enablement.

Login to access the e-invoice application

# Registration

**e-Invoice Registration Form**

GSTIN\*: 29ABCDE1234567890

GF826

GF826

Go Exit

Click here to update  
or change the details,  
if required

Enter the OTP  
received .

**e-Invoice Registration Form**

GSTIN\*: 29ABCDE1234567890

82P6J

GF826

Go Exit

Applicant Name : SURESH K R AGALORE

Trade Name : SURESH K R AGALORE

Address Line 1 : #1473rd floorLakshmi Paradise

Address Line 2 : Kempegowda Road

City : Bangalore

PIN : 560009

State : ▼

Mail ID :

Mobile : \*\*\*\*\*5523

If the details shown above have changed or incorrect then click on 'Update from GST Common Portal' button or click on 'Send OTP'

Send OTP Update from GST Common Portal

Enter OTP: 184128 Verify OTP


User Name\*: Suresh@123

Password\*: ..... ? Strong!

ConfirmPassword\*: .....

Save Exit

❖ Single sign-on for E-Invoice and E-Waybill system

  
सत्यमेव जयते

×

### E-INVOICE SYSTEM LOGIN

User name

kar2

Password


\*\*\*\*\*

N2YKV



Login

Forgot Password ?

Forgot Username ?


  
सत्यमेव जयते


**GOODS AND SERVICES TAX**  
**e - INVOICE SYSTEM**





GSTIN:37BZNP\*\*\*\*\* - Name: \*\*\*\*\* NIC


⏻


 e-Invoice


 MIS Reports

 User Management

 API Registration

 Change Password

 Update

 e-Way Bill

### Dash Board

Generations		Cancelled	
Yesterday	0	Yesterday	0
During This month	527	During This month	1

**Notes:**

- The Bulk IRN generation facility has been enabled. You may download the tools from the portal under Help --> Tools.
- The e-Waybills generated in this portal will be reflected in the e-waybill system. To Update Part-B details, cancel or extend , you may login to e-waybill system with same credentials.

Version 1.01

© 2020 - Powered By National Informatics Centre.

# Bulk generation of IRN

## Invoice Bulk Upload

[\* indicates mandatory fields for e-invoice]

### Upload e-Invoice JSON File

Upload e-Invoice JSON File (Less than 2 MB):  [\*]

**Note:** For preparation of e-Invoice JSON file for bulk generation, Please go to the "Bulk Generation Tools" under Help -> Tools in the homepage of eInvoice portal.

### Uploaded File Contains

Total number of invoices in the file:	100
Total number of items in the file:	100
Invoices uploaded successfully :	90
Failed to upload:	10

### Successfully Uploaded Invoice Details.

[Download Excel](#)  [Download Signed JSON](#) 

	KAR/CTD87					13:13:00	
87	DOC-KAR/CTD88	12/08/2020	03B2NPM19430M1KL	136748.47	112010000016293	13-08-2020 56ffdc71c4da4ac15233039514cf049ecd1b1e74ee3c7401263cf9c224916ba0	
88	DOC-KAR/CTD89	12/08/2020	03B2NPM19430M1KL	136748.47	112010000016309	13-08-2020 bd90618904aaae90744bd59be23400733e1ae17eb20f4dcaf615675740b34450	
89	DOC-KAR/CTD9	12/08/2020	03B2NPM19430M1KL	136748.47	112010000016318	13-08-2020 5b276c13cdd0224d69109872a4ae31a2011a2b0ef1e10adbdc8a473c2131ac10	

- ❖ Maximum size of file : 2MB
- ❖ Incorrect invoices will be returned with error codes


# Print e-Invoice

## e-Invoice Print

Based On : ☐ Ack No. ☐ IRN

e-Invoice Print based on either Ack No. or IRN.

### e-Invoice System



#### 1.e-Invoice Details

IRN : 86d7fb40cd9dc34a0df16f586f627bc9d6f9c9ede3e4b213fc3f0d56f33c0a89 Ack. No : 15100044593 Ack. Date : 30-06-2020 11:19:00

#### 2.Transaction Details

Category : B2B Document No : DOC-1234/GSTIN  
Document Type : Invoice Document Date : 30-06-2020

#### 3.Party Details

<b>Seller</b> GSTIN : 29BCJ21234F1KA Sai Lakshmi Industries Pvt Ltd Lakshmi Paradise #147 Kempegowda Road 560009 KARNATAKA	<b>Purchaser</b> GSTIN : 07SVI 7079 IZI MEHAK GENERAL STORE #931, 1th floor ,2nd Cross,shantivana Kodigehalli sahakaranagar post GANDHINAGAR Place of Supply: HIMACHAL PRADESH 176001 HIMACHAL PRADESH S : 07 151 451 1234 mail.com
---	--

#### 4.Goods Details

SINo	Product Description	HSN Code	Quantity	Unit	Unit Price(Rs)	Discount(Rs)	Taxable Amount(Rs)	Tax Rate (GST+Cess + State Cess+Cess Non-Advol)	Other charges(Rs)	Total
1	SALT (INCLUDING TABLE SALT AND DENATURED SALT) AND PURE SODIUM CHLORIDE	25010020	1000	PAC	778.9	100	778800	0.10+3.00  0.00+100	200	803242.8
2	NATURAL GRAPHITE - IN POWDER OR IN FLAKES:GRAPHITE, CRYSTALLINE	25041010	500	BOX	99.99	50	49945	0.25+5.00  0.00+100	200	52867.11
3	OIL-CAKE AND OTHER SOLID RESIDUES, WHETHER OR NOT GROUND OR IN THE FORM OF PELLETS	23069015	250	CAN	450	40	112460	0.50+11.00  0.00+100	200	125692.9

Tax'ble Amt	CGST Amt	SGST Amt	IGST Amt	CESS Amt	State CESS Amt	Round off Amt	Total Inv. Amt
941205	0	0	1465.96	38531.85	0	0.19	981803.00

Generated By : 1..ABK E1234 IKA  
Print Date : 30-06-2020 11:18:30



eSign

Digitally Signed by NIC-IRP  
on: 30-06-2020 11:19:00

# Cancel IRN

## e-Invoice Cancel

Based On : ☐ Ack No. ☐ IRN



## e-Invoice System



### 1.e-Invoice Details

IRN : 82db750e057c580a7887359d6413d6e2f5a9e5e88d715b2eaa2d7a21aa4d5f79 Ack. No : 112010000018255 Ack. Date : 13-08-2020 17:57:00

### 2.Transaction Details

Category : B2B Document No : GRTY-648001 IGST on INTRA : No  
Document Type : Invoice Document Date : 13-08-2020

### 3.Party Details

Seller Purchaser

Cancel Reason :

Duplicate

Remarks :

Submit

Exit

- ❖ IRN cannot be cancelled if EWB is generated
- ❖ IRN cannot be regenerated for the same document number



एनआईसी  
National  
Informatics  
Centre

### Generate E-waybill

Based On : ☐ Ack No ☐ IRN ☒ Date

Enter Date :  Go Exit

IRN : 82db750e057c580a7887359d6413d6e2f5a9e5e88d715b2eaa2d7a21aa4d5f79

Ack. No : 112010000018255

Ack. Date : 13-08-2020 17:57:00

#### 2.Transaction Details

Category : B2B

Document No : GRTY-648001

IGST on INTRA : No

Document Type : Invoice

Document Date : 13-08-2020

#### 3.Party Details

**Seller**

GSTIN : 29GK...F2GI

SRI DEVI PVT LTD

#124 NETHAJI STREET GANDHI NAGAR

KURNOOL

560054 KARNATAKA

[9030457736](mailto:lakshmi@gmail.com) lakshmi@gmail.com

**Purchaser**

GSTIN : 06GEM...KLL

VARSHA

NO 123 AMEERPET

PUNJAB Place of Supply: PUNJAB

140118 PUNJAB

[9066517875](mailto:varsha123@gmail.com) varsha123@gmail.com

#### 4.Goods Details

#### e-Waybill Details

Transporter ID :

Transporter Name :

Distance :

Mode of Transportation : ☒ Road ☐ Rail ☐ Air ☐ Ship

Vehicle Type : ☒ Regular ☐ ODC

Vehicle Number :

Transporter Doc. No.

Date :

Save
Exit

# Print E-Way Bill

## Print e-Way Bill

Enter e-Way Bill No. :

172407864450

Go

Exit

## Print e-Way Bill

### e-Way Bill



E-Way Bill No: 171240156070  
E-Way Bill Date: 12-08-2020 02:49 PM  
Generated By: 29ABCDE123 \*\*\*\*\* SRI LAKSHMI INDUSTRIES PVT LTD  
Valid From: 12-08-2020 02:49 PM [12KM ]  
Valid Until: 13-08-2020

#### Part - A

GSTIN of Supplier: 29ABCDE123 \*\*\*\*\*  
SRI LAKSHMI INDUSTRIES PVT LTD  
Place of Dispatch: BAI 3LORE KARNATAKA 560037  
GSTIN of Recipient: 03BZNPM943 \*\*\*\*\*  
VARDHA KICHORSHAI KAKKAD  
Place of Delivery: PUNJAB PUNJAB 140118  
Document No.: NIC12KAR/CTD8  
Document Date: 12-08-2020  
Transaction Type: Combination of 2 & 3  
Value of Goods: 136658.47  
HSN Code: 1001-steel  
Reason for Transportation: Outward-Supply  
Transporter: 03BZNPM943 \*\*\*\*\*

#### Part - B

Mode	Vehicle / Trans Doc No & Dt.	From	Entered Date	Entered By	CEWB No. (If any)	Multi Veh.Info (If any)
Road	AP01HS****/24234 & 12-08-2020		12-08-2020	29ABCDE123 *****	-	-



171240156070

Print

Exit

## Generated e-Invoices

From Date : 11/08/2020



To Date : 12/08/2020



Go

Exit

### e-Invoice Details

[Download Result Excel](#) 

Sl. No	IRN	Ack No.	Date	Inv. Value	Recipient GSTIN	Status
1	b749bb88b8e93db99a760fba4b0bcad6c397ac69dadcd1de1f3056168e4831ba	11201000000000000000000000000000	12-08-2020 11:50:00	30950.00	03BZNPM94000000000000000000000000000000	ACT
2	fd45487f74766a80350efe04daa85d34f8ecd87d1b8f774d46556ad703eeefe4	11201000000000000000000000000000	12-08-2020 11:54:00	30950.00	03BZNPM94000000000000000000000000000000	ACT
3	42f7bd24afdae6f32b6a889131c3589826c4edc3371543cfd43821960f1c36fe	11201000000000000000000000000000	12-08-2020 12:03:00	30950.00	03BZNPM94000000000000000000000000000000	CNL

# Direct Integration

1. Login to the e-Invoice Portal
2. Submit Application for IP Whitelisting in the Portal
3. Application is scrutinized by the network team and IP is whitelisted
4. Creation of Client-Id and Client-Secret
5. Creation of Username and Password
6. Call the E-invoice APIs

### Application for IP Whitelisting

Enter Static IP Address: ? \*

10.171.23.6

10.171.23.15

10.171.23.17

10.171.23.18

Test Report File Upload: \* ?

Choose file

Browse

Test Report.pdf

**Note:** Files must be of Type: PDF(Size: Upto 1MB).

Submit

Exit

### API Registration

DO you wish to Register your GSTIN for ☒ Directly ☐ Through GSP

API Interface:

Username:

Password:  ?

Strong!

Re-enter Password:

Submit

Exit

# Integration for sister concern GSTIN

1. Take the Client-Id and Client-Secret from your company who has registered for API
2. Login to the e-Invoice Portal
3. Creation of Username and Password for the sister concern GSTIN
4. Call the E-invoice APIs

# Integration through GSP

- Login to the e-invoice portal
- Select the GSP
- Creation of username and password
- Call the e-invoice APIs

### API Registration

DO you wish to Register your GSTIN for ☐ Directly ☒ Through GSP

API Interface:

Select your GSP: BINARY SEMANTICS L ▾

Username: suresh\_gsp

Password: ..... ?

Strong!

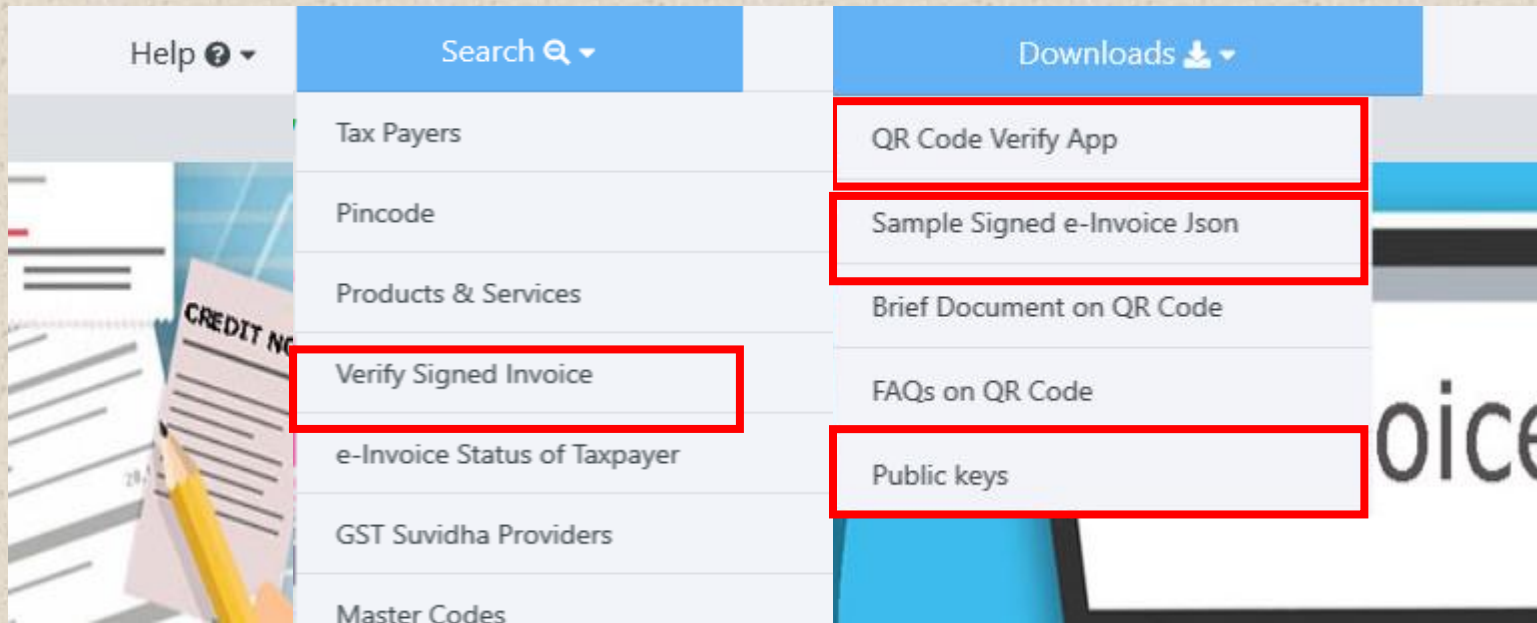
Re-enter Password: .....

Submit Exit

You may register with more than 1 GSP to call the API

# Tools in public domain

- ❖ Verify e-Invoice by uploading signed JSON in portal
- ❖ Verify QR Code using App which can be downloaded from the portal




# Verify Signed Invoice

✓ This is Digitally Signed Invoice

## Digital Signature Certificate Details

Issued To	DSC Valid From	DSC Valid To
NIC	9/12/2018 2:50:31 PM	9/12/2020 2:50:31 PM

## Government of India e-Invoice System



### 1.e-Invoice Details

**IRN :** afdcc32a0eaa3a054cffcd251884d3e3f4f726b75c8943e7d35fbabc82f05d8a      **Ack. No** : 112010000011474      **Ack. Date** : 05-08-2020 22:55:00

### 2.Transaction Details

**Category** : B2B      **Document No** : CTDN23456      **IGST on INTRA** : No

**Document Type** : Invoice      **Document Date** : 05-08-2020

### 3.Party Details

#### Seller

GSTIN : 3000000430M1KL  
SRI LAKSHMI INDUSTRIAL PVT LTD  
#123 , NETHAJI STREET GANDHI NAGAR  
KURNOOL  
518001 ANDHRA PRADESH  
9030457736 lakshmi123@gmail.com

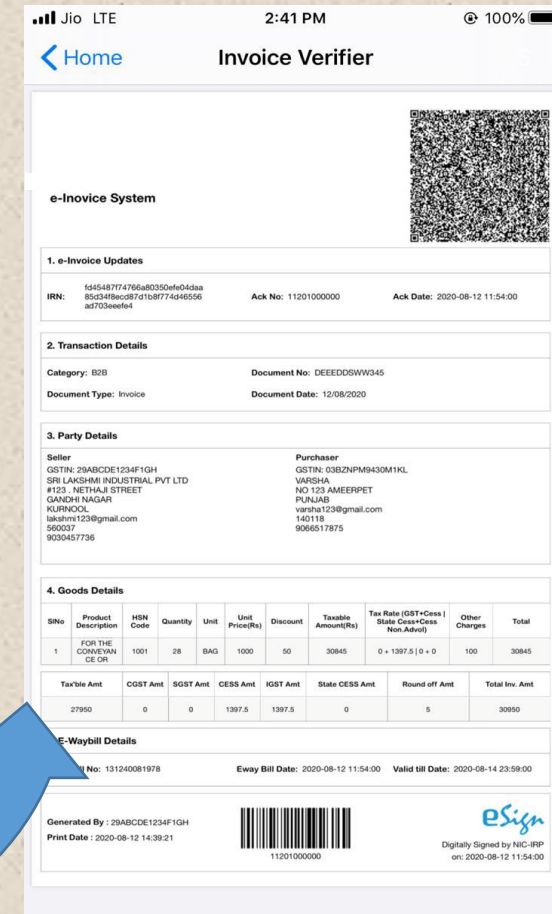
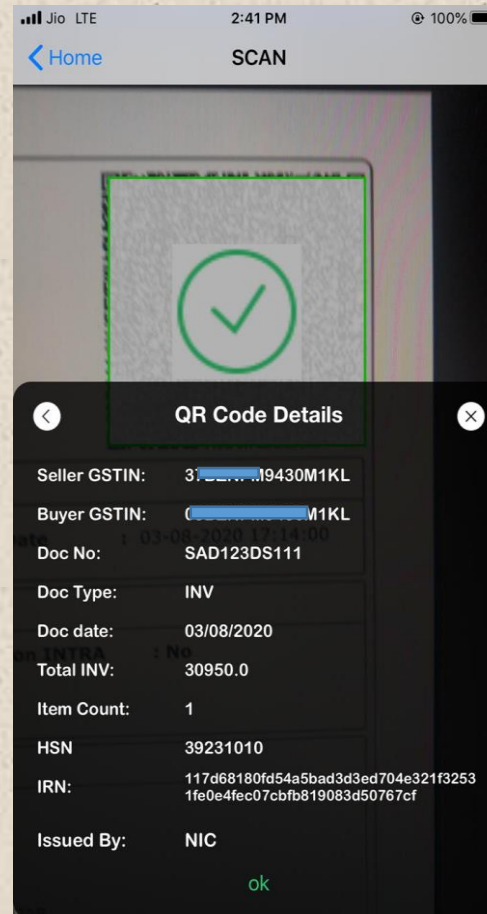
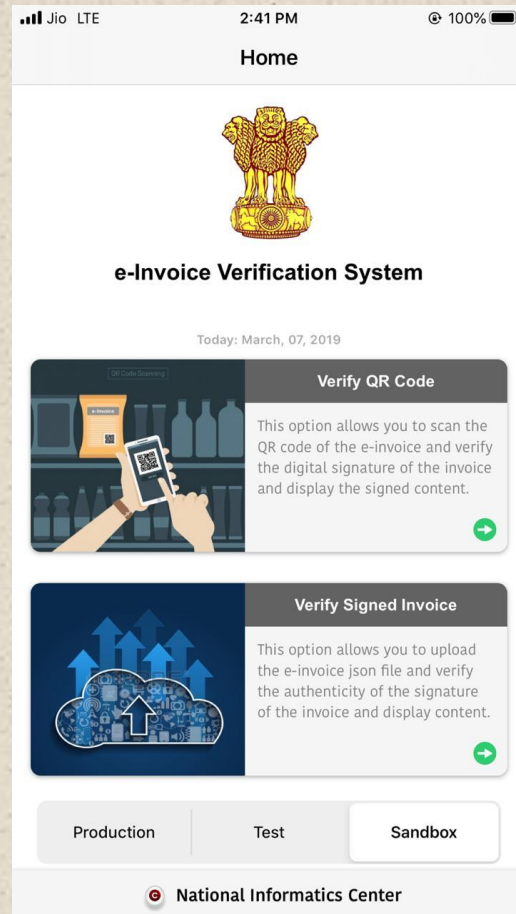
#### Purchaser

GSTIN : 0300000000M1KL  
VARSHA  
NO 123 AMEERPET  
PUNJAB Place of Supply: PUNJAB  
140118 PUNJAB  
9066517875 varsha123@gmail.com

### 4.Goods Details

SlNo	Product Description	HSN Code	Quantity	Unit	Unit Price(Rs)	Discount(Rs)	Taxable Amount(Rs)	Tax Rate (GST+Cess   State Cess+Cess Non.Advol)	Other charges(Rs)	Total
1	ARTICLES FOR THE CONVEYANCE OR PACKING OF GOODS	39231010	150	BAG	100	50	14950	5.00+5.00  0.00+0	100	16545

# QR Code Verify App



# Thank you



[support.einv.api@gov.in](mailto:support.einv.api@gov.in), [support.web.api@gov.in](mailto:support.web.api@gov.in)



<https://einv-apisandbox.nic.in>, <https://einvoice1.gst.gov.in/>

# FAQs on e-invoicing

National Informatics Centre

# FAQs

**Q :** In the e-invoice schema, the amount under ‘other charges (item level)’ is not part of taxable value. However, some charges to be shown in invoice are leviable to GST. How to mention them?

**A :** Such other charges (taxable) may be added as one more line item. For example, freight charges, insurance charges will have separate line entries.

Q : In the current schema, there is no provision to report details of supplies not covered under GST, e.g. a hotel wants to give single invoice for a B2B supply where the supply includes food and beverages (leviable to GST) and Alcoholic beverages (outside GST).

A : Ideally, for items outside GST levy, separate invoice may be given. Some businesses are following this.

Q : What is the maximum number of line items which can be reported in an invoice?

A : The limit is kept at 1000 presently. It will be enhanced based on requirement in future. Taxpayers who are required to report more than 1000 line items may contact NIC ([support.einv.api@gov.in](mailto:support.einv.api@gov.in)) so that necessary enablement can be made. If it is increased beyond 1000 items, then response will be delayed because of processing time taken for that.

Q : In case of Credit Note and Debit Note, is there any validation with respect to referred invoice number?

A : Presently, No linkage or validation is built with original invoice values for the credit note and debit note.

Q : Do I need to print QR Code on the invoice? If so, what shall be its size and location on the invoice copy?

While returning IRN, the IRP is also giving an IRN No, Acknowledgement No. and Date. Whether this also need to be printed while issuing invoice?

A : The QR code which comes as part of signed JSON from IRP, shall be extracted and placed on the invoice. Printing of QR code can be done on any place on the invoice with any size, but it should be readable by standard mobile devices. QR code can not be printed on separate paper

Printing of IRN No, Acknowledgement No and Date, given by IRP, are optional and can be recorded in the ERP system for reference purpose.

Q : Do I need to print e-invoice as provided in the portal or can I have mine one.

A : Ideal, you need to have your invoice as you are preparing. This will have your logo and terms and conditions, etc. Only you need to print the QR code on it.

Q : Can I amend the details of a reported invoice for which IRN has already been generated?

A : Amendments are not possible, once IRN is generated on IRP. Any changes in the invoice details reported to IRP can be carried out on GST portal (while filing GSTR-1). However, these changes will be flagged to proper officer for information

Q : Is e-invoicing applicable for supplies by notified persons to Government Departments / PSUs? Or e-invoice is applicable for B2G transactions?

A : Government Departments / PSUs might have registered as regular GSTIN or TDS GSTIN. If the transaction is with TDS authority/ registration, then e-invoicing is necessary.

Q : Can e-commerce entities generate e-invoices on behalf of the sellers on their platforms?

A : Yes. E-Commerce Operators are allowed to generate the e-invoices on behalf of the suppliers.

Q : Is e-invoicing voluntary, that is, can entities with aggregate turnover less than Rs. 500 Cr. Allowed to generate e-invoices from IRP, if they wish to do so?

A : No, presently, only the notified class of persons will be allowed/enabled to generate e-invoices to IRP. In phased manner, other entities will be enabled for IRN generation

Q : In case of breakdown of internet connectivity in certain areas, will there be any relaxation for the requirement to obtain IRN?

A : The mechanism to provide relaxation in such contingent situations will be notified by government soon.

Q : TCS of Income Tax is not part of E invoice schema. Is it not required to be displayed in e-invoice? if so, how to pass these details.?

A : Clarification on this will be provided by Government soon.

Q : Who has to generate Reverse Charge Mechanism (RCM) invoices ?

A : RCM related invoices have to be generated by the supplier, not by recipient

- In case of B2B RCM invoices, the if the supplier is notified to generate the IRN, he will do so with RC flag in it, otherwise not required.
- In case of B2C RCM invoices or self invoices, then IRN need not have to be generated

**Q : Whether B2C invoices can be reported to IRP for generation of IRN?**

**A : Reporting B2C invoices by notified persons is not allowed currently. Printing of dynamic code on B2C invoices is not be confused with B2B reporting.**

Q : How to generate the QR code of B2C invoices as per the notification?

A : There is a separate notification issued by government for QR code generation for B2C invoices. Purpose of this is for enable digital payment by consumer. That's is separate process, not rated to e-invoicing.

Q : Can we use the same credentials to access e-Invoice and e-Way bill production?

A : Yes, Same credentials can be used in production. If you have credential for e-way bill, then that will also work for e-invoice. Otherwise, you can register freshly and create your user credentials.

Q : On e-invoice portal, IRN generation are failing because of minor variations in calculation. What should be done?

A : Calculation validations have been improved recently with tolerance limit for each one. Now, all types of transactions will be passed through.

Q : What is the time limit for generation of IRN

A : Previously, 24 hours time limit had been provided for generation of IRN after preparation of invoice by the tax payers.

Now, that validation has been removed based on demand of tax payers. IRN should be generated before issuing the invoice to the other party or movement of goods.

Q : The tax payers, who have crossed with aggregate Turnover of Rs 500 Crores, have not been enabled. What should they do?

A : The list of tax payers, who have been crossed with aggregate turnover of Rs. 500 Crores, have been identified by based on the turnover declared in GSTR3B for previous years.

The separate option is being provided on the portal for self-declaration by the tax payers, who have crossed with aggregate turnover of Rs. 500 Crores, to register and get enabled for e-invoicing system. It will be enabled in couple days.

Q : The tax payers, who have crossed with aggregate Turnover of Rs 500 Crores, have not been enabled. What should they do?

A : The list of tax payers, who have been crossed with aggregate turnover of Rs 500 Crores, have been identified by based on the turnover declared in GSTR3B for previous year.

The separate option is being provided on the portal for self-declaration by the tax payers, who have crossed with aggregate turnover of Rs 500 Crores, to register and get enabled for e-invoicing system. It will be enabled in couple days.

Q : Can the taxpayer is allowed to generate IRN after EWB generation.

A : Ideally, First E-invoice/IRN has to be generated and then e-way bill.

On the same line if IRN has to be cancelled, first e-way bill has to cancelled and then IRN

Q : How to generate the e-way bill through API, when I don't have the distance between source and destination PINs?

A : E-Way Bill system has distance between all the postal PINs of India. If you send the distance as ZERO, then system considers it has request for auto calculated PIN-PIN distance and uses that generates the e-way bill.



# GST BOOT CAMP

**COMMERCIAL TAXES  
DEPARTMENT  
GOVERNMENT OF KARNATAKA**



**CENTRAL TAX  
BENGALURU ZONE  
&  
DGTS CBIC, Bengaluru  
GOVERNMENT OF INDIA**

**Dear Taxpayers,**

**To generate e-Invoice & for FAQs,  
visit e-Invoice Portal:**

**<https://einvoice1.gst.gov.in/>**

**For more information & latest updates on GST,  
visit our websites;**

**CTD Karnataka GST Website  
CBIC Karnataka GST Website**

**<https://gst.kar.nic.in/>  
<http://gstkarnataka.gov.in/>**

*Follow us on Twitter  
@KarnatakaCTD  
@cgstblrzone*