



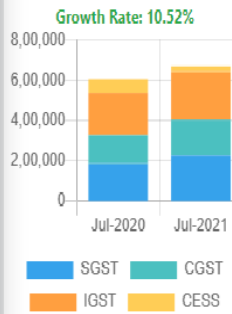
GSTPRO

Dashboard: CCT Headquarter

July 2021

All amounts are in ₹ Lakhs

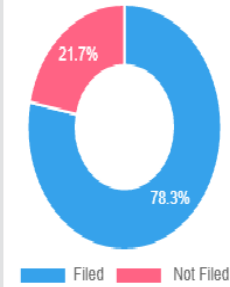
C1 Total GST Collection During Jul,2021
Growth Rate: 10.52%



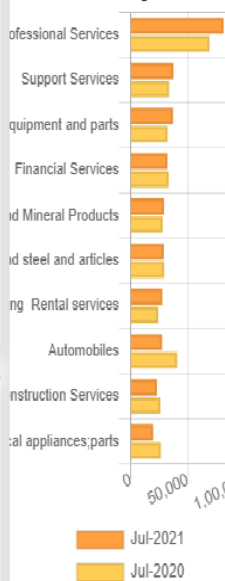
C2 Gross SGST Collection During Jul,2021
Growth Rate: 14.78%



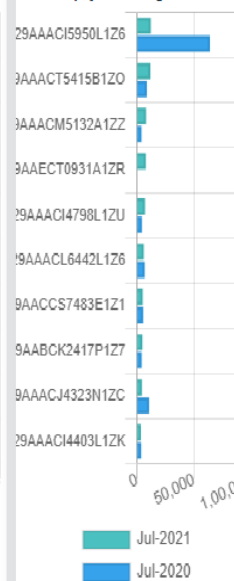
C3 GSTR3B filings for Jun,2021



C4 Total GST paid by Top-10 Sectors during Jul,2021



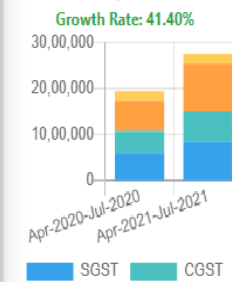
C5 Total GST paid by Top-10 Taxpayers during Jul,2021



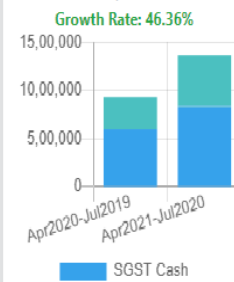
C6 Total GST expected from Top-10 Defaulters for Jul,2021



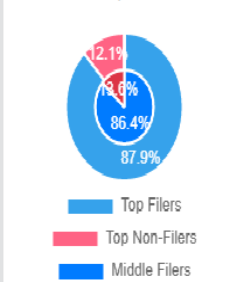
C7 Total GST Collection Upto Jul,2021
Growth Rate: 41.40%



C8 Gross SGST Collection Upto Jul,2021
Growth Rate: 46.36%



C9 R3B Top & Middle Filers for Jun,2021



Ver 2.0 072018

Powered by KPMG

Highlights

GST Compliance

Real Time Data Analytics

Sector Wise Analysis

ABC Analysis

Evidence Based Outcomes

Matching Statements

360° View of Tax Payer

Key Analytics

Top Defaulters

Risk based Defaulters

Comparison of filings

Risk based Matching

ITC Matching

MIS Reports

360° View of Tax Payer

Supply Chain

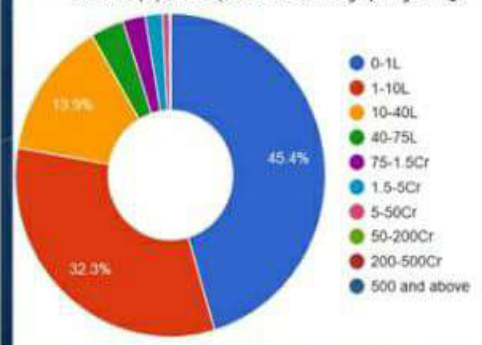
Search

A tool for the officers to analyze and monitor the tax collection and compliance in their jurisdiction. The system caters to the requirements of the officers of all levels and all sections to help improve the tax collection. It provides analyzed and actionable reports and helps to enforce GST in a more efficient and effective manner. Officers are effectively using the application to reap the benefit and same is used for reviewing the department activities. It has gained popularity due to its worthiness and has been replicated in several states. The same system is also being used by Bengaluru zone of CBIC.

Sector wise Gross SGST Contribution (Rs. in Lakhs)

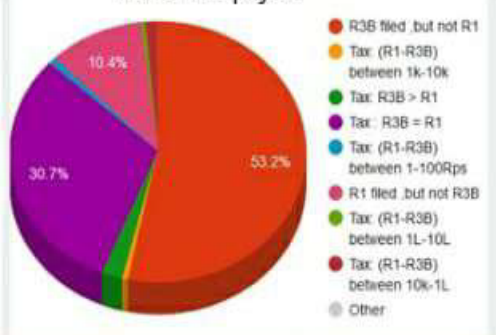


No. of Tax payers in respective turnover ranges, filing GSTR3B



Comparison of GSTR3B and GSTR1

No. of Tax payers



Tax difference

